



District Report Card: 2017


State: Punjab	District: Kapurthala
Class: 5	Subject: Language
Schools: 61	Students: 997


Participation/Coverage


Students

<div>GENDER</div> <div></div>	Boys				Girls			
	Number		%		Number		%	
	497		49.85		500		50.15	

<div>AREA</div> <div></div>	Rural				Urban			
	Number		%		Number		%	
	636		63.79		361		36.21	

<div>CATEGORY</div> <div></div>	SC		ST		OBC		GEN	
	Number	%	Number	%	Number	%	Number	%
	600	60.18	1	0.10	185	18.56	211	21.16

<div>CWSN</div> <div></div>	LD	VI	HI	S&LD	ID	Oth
	2	5	1	1	6	9

<div>Management</div> <div></div>	Government				Government-aided			
	Number		%		Number		%	
	831		83.35		166		16.65	

Average Performance of Students in Language (%)

Overall	Gender		Area		Management		Social Group			
	Male	Female	Rural	Urban	Govt.	Aided	SC	ST	OBC	GEN
53.87	53.31	54.44	53.01	55.40	52.01	63.21	53.62	33.33	49.41	58.61

Performance on Learning Outcomes (LOs)

Learning Outcomes	Description	Average Performance(%)
L504	Reads and comprehends independently storybooks, news items/ headlines, advertisements etc.	45.88
L508	Reads text with comprehension, locates details and sequence of events	57.87

Range of Performance of Students who Answered Correctly							
Below 30%		30% - 50%		50% - 75%		Above 75%	
Number	%	Number	%	Number	%	Number	%
150	15.05	267	26.78	410	41.12	170	17.05

Lowest Performing Learning Outcomes (LOs)

- 1 - Reads and comprehends independently storybooks, news items/ headlines, advertisements etc. (45.88)
- 2 - Reads text with comprehension, locates details and sequence of events (57.87)